

⁽¹⁾ EBITDA from operations is a non-GAAP measure. Refer to "Non-GAAP Measures" in the 2018 Annual Report for further details and reconciliation.

⁽³⁾ Energy Distribution/U.S. Propane Distribution are proforma NGL Propane Acquisition Proforma adjustment calculated as US\$590 million full year Normalized EBITDA converted at 1.30 FX rate pro-rated as 65% of Normalized EBITDA earned in the first half of 2018.

About Superior Plus

Through its subsidiaries, Superior Plus distributes and markets propane and distillates, in both the U.S. and Canada, and supplies sodium chlorate, chlor-alkali and potassium and sodium chlorite in North America and internationally. Superior Plus aspires to be the leader in creating value through differentiation and best-in-class operations in all of the business segments we operate, while adhering to prudent financial policies and focused capital allocation.



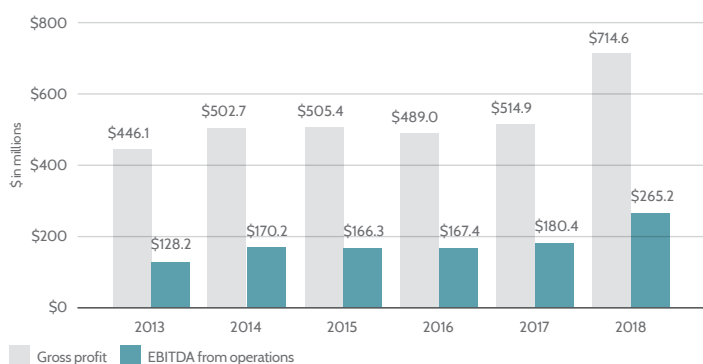
Energy Distribution

- Leading distributor and marketer of propane in Canada
- Distribution of retail and wholesale propane and distillates in the Northeast U.S.
- Wholesale propane marketing

Specialty Chemicals

- Manufacturer and supplier of specialty chemicals and provider of technology-related services
- Eight facilities across North America and one facility in Chile

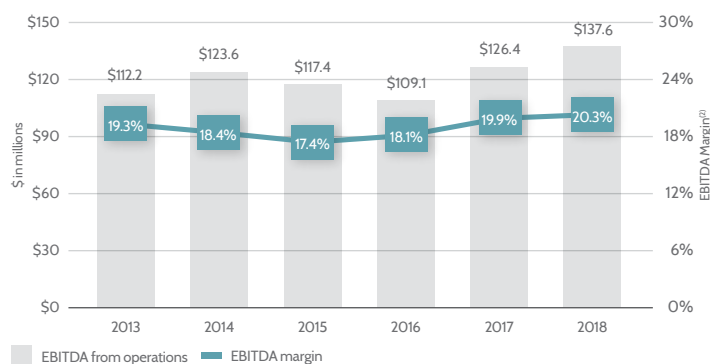
Energy Distribution Gross Profit and EBITDA from Operations⁽¹⁾⁽²⁾



⁽¹⁾ EBITDA from operations is a non-GAAP measure. Refer to "Non-GAAP Financial Measures" in the 2018 Annual Report for further details and reconciliation.

⁽²⁾ Financial results exclude the results of the Fixed-price energy services business as substantially all assets were divested during Q1 2016. Comparative figures have been reclassified to reflect the current period presentation.

Specialty Chemicals EBITDA from Operations⁽¹⁾



⁽¹⁾ EBITDA from Operations is a non-GAAP measure. Refer to "Non-GAAP Financial Measures" in the 2018 Annual Report for further details and reconciliation.

⁽²⁾ EBITDA margin is a non-GAAP measure calculated as EBITDA from Operations divided by revenue. Refer to "Non-GAAP Financial Measures" in the 2018 Annual Report for further details.

Superior Plus at a Glance

Shares outstanding ⁽¹⁾	174.9 million
TSX share price ⁽²⁾	\$11.31
Market capitalization ⁽¹⁾⁽²⁾	\$2.0 billion
Enterprise value ⁽¹⁾	\$3.9 billion
Monthly dividend per share	\$0.06
Dividend yield ⁽¹⁾⁽²⁾	6.4%
EBITDA from operations ⁽¹⁾⁽³⁾	\$402.8 million
Adjusted EBITDA ⁽¹⁾⁽³⁾	\$374.3 million
Debt/Adjusted EBITDA ⁽¹⁾⁽³⁾⁽⁴⁾	4.1x

⁽¹⁾ As at December 31, 2018.

⁽²⁾ Share price as at February 28, 2019.

⁽³⁾ See "Non-GAAP Financial Measures" in the 2018 Annual Report for further details and reconciliation.

⁽⁴⁾ Senior secured debt and total debt are stated before deferred issue costs.

Financial Highlights

millions (except per share amounts)	2018	2017	Q4 2018	Q4 2017
Revenue	\$2,726.7	\$2,385.0	\$887.0	\$768.9
Gross profit	\$938.1	\$735.4	\$319.5	\$238.1
EBITDA from operations ⁽¹⁾	\$402.8	\$306.8	\$162.3	\$116.8
Adjusted EBITDA ⁽¹⁾	\$374.3	\$297.6	\$153.0	\$109.1
Adjusted operating cash flow before transaction and other costs ⁽¹⁾	\$302.3	\$250.5	\$132.7	\$98.7
Dividend paid per share	\$0.72	\$0.72	\$0.18	\$0.18

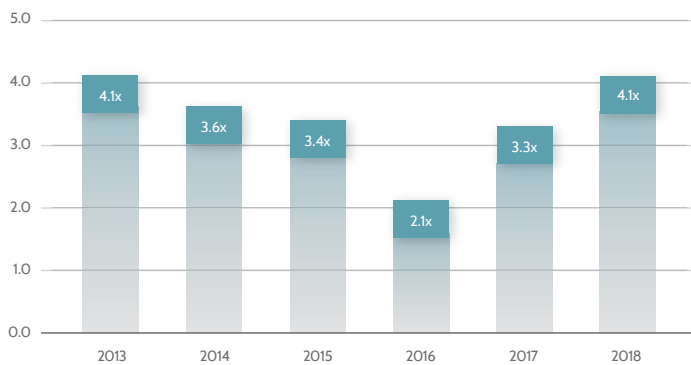
⁽¹⁾ EBITDA from operations, Adjusted EBITDA and Adjusted operating cash flow are non-GAAP financial measures. Refer to "Non-GAAP Financial Measures" in the 2018 Annual Report for further details and reconciliation.



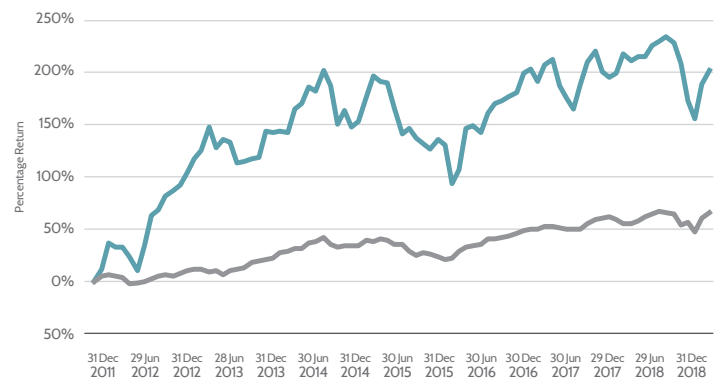
Improving Our Operations and Building Our Future

Superior Plus is a diversified company that provides investors exposure to the energy and specialty chemicals industries. With strategically located assets and competitive cost structures, we are well positioned to drive shareholder value through executing on various growth initiatives while providing shareholders an attractive, sustainable dividend with a conservative capital structure.

Total Debt/Adjusted EBITDA⁽¹⁾⁽²⁾⁽³⁾⁽⁴⁾



Performance vs. S&P/TSX Index to February 28, 2019⁽¹⁾



⁽¹⁾ Adjusted EBITDA is a non-GAAP measure. Refer to "Non-GAAP Financial Measures" in the 2018 Fourth Quarter Results release for further details and reconciliation.

⁽²⁾ Senior secured debt and total debt are stated before deferred issue costs.

⁽³⁾ 2018 Adjusted EBITDA for purposes of this calculation includes proforma adjusted EBITDA for NGL Propane and Tuck-in acquisitions completed in 2018.

⁽⁴⁾ 2017 Adjusted EBITDA for purposes of this calculation includes proforma adjusted EBITDA for Canwest and Tuck-in acquisitions completed in 2017.

⁽¹⁾ Per Bloomberg

Contact Us

Superior Plus

401, 200 Wellington Street West
Toronto, Ontario M5V 3C7

Tel: 416-345-8050
Toll Free: 1-866-490-7587
Fax: 416-340-6030

Email: investor-relations@superiorplus.com

Investor Relations

Rob Dorran
Vice President, Investor Relations, and Treasurer
Tel: 416-340-6003

Email: investor-relations@superiorplus.com

Transfer & Trustee Agent

Computershare Trust Company of Canada

530 – 8 Avenue SW, Suite 600
Calgary, Alberta T2P 3S8

or:
100 University Avenue, 9th Floor
Toronto, Ontario M5J 2Y1

Telephone: 1-800-564-6253

Fax: 1-888-453-0330

Email inquiries: careregistryinfo@computershare.com

Website: www.computershare.com