



Superior Plus



2020 Second Quarter Results

August 13, 2020

Superior Plus Corp.

TSX: SPB

Forward-Looking Statements and Information

All figures shown in Canadian Dollars (“CAD”) unless otherwise stated.

Certain information included herein is forward-looking information within the meaning of applicable Canadian securities laws. Forward-looking information may include statements regarding the objectives, business strategies to achieve those objectives, expected financial results (including those in the area of risk management), economic or market conditions, and the outlook of or involving Superior, Superior LP and its businesses. Such information is typically identified by words such as “anticipate”, “believe”, “continue”, “estimate”, “expect”, “plan”, “forecast”, “future”, “outlook”, “guidance”, “may”, “project”, “should”, “strategy”, “target”, “will” or similar expressions suggesting future outcomes.

Forward-looking information in this document includes: future financial position, consolidated and business segment outlooks, expected Adjusted EBITDA, the duration and anticipated impact of the COVID-19 pandemic and the expected economic recession, estimates of the impact COVID-19 may have on our operations, the markets for our products and our financial results, expected Total Debt to Adjusted EBITDA ratio, anticipated impact from the weaker Canadian dollar, business strategy and objectives, development plans and programs, organic growth, weather, economic activity in Western Canada, product pricing and sourcing, caustic soda and hydrochloric acid markets, caustic potash customer mix, volumes and pricing, wholesale propane market fundamentals, electricity costs, exchange rates, expected synergies from the acquisition of NGL and other acquisitions, improvements and the timing associated in North American chlor-alkali markets, expected seasonality of demand, and future economic conditions.

Forward-looking information is provided for the purpose of providing information about management’s expectations and plans about the future and may not be appropriate for other purposes. Forward-looking information herein is based on various assumptions and expectations that Superior believes are reasonable in the circumstances. No assurance can be given that these assumptions and expectations will prove to be correct. Those assumptions and expectations are based on information currently available to Superior, including information obtained from third party industry analysts and other third party sources, and the historic performance of Superior’s businesses. Such assumptions include anticipated financial performance, current business and economic trends, the amount of future dividends paid by Superior, business prospects, utilization of tax basis, regulatory developments, currency, exchange and interest rates, future commodity prices relating to the oil and gas industry, future oil rig activity levels, trading data, cost estimates, our ability to obtain financing on acceptable terms, expected life of facilities and statements regarding net working capital and capital expenditure requirements of Superior or Superior LP, the assumptions set forth under the “Financial Outlook” sections of our MD&A. The forward looking information is also subject to the risks and uncertainties set forth below.

By its very nature, forward-looking information involves numerous assumptions, risks and uncertainties, both general and specific. Should one or more of these risks and uncertainties materialize or should underlying assumptions prove incorrect, as many important factors are beyond our control, Superior’s or Superior LP’s actual performance and financial results may vary materially from those estimates and intentions contemplated, expressed or implied in the forward-looking information. These risks and uncertainties include incorrect assessments of value when making acquisitions, increases in debt service charges, the loss of key personnel, the anticipated impact of the COVID-19 pandemic and the expected economic recession, fluctuations in foreign currency and exchange rates, inadequate insurance coverage, liability for cash taxes, counterparty risk, compliance with environmental laws and regulations, reduced customer demand, operational risks involving our facilities, force majeure, labour relations matters, our ability to access external sources of debt and equity capital, and the risks identified in (i) our MD&A under the heading “Risk Factors” and (ii) Superior’s most recent Annual Information Form. The preceding list of assumptions, risks and uncertainties is not exhaustive.

When relying on our forward-looking information to make decisions with respect to Superior, investors and others should carefully consider the preceding factors, other uncertainties and potential events. Any forward-looking information is provided as of the date of this document and, except as required by law, neither Superior nor Superior LP undertakes to update or revise such information to reflect new information, subsequent or otherwise. For the reasons set forth above, investors should not place undue reliance on forward-looking information.

Superior COVID-19 Pandemic Response

Superior has been proactive and prudent in our planning, response and actions related to COVID-19

Employees & Communities

- Safety is our first priority
- Ban on non-essential travel and moved to virtual meetings and remote work where possible
- Adjusted operating procedures for drivers and service technicians
- Adjusted operating procedures for essential chemical plant staff
- Increased cleaning and disinfecting protocols at our facilities and offices

Customers

- Determined essential staff and critical infrastructure required to ensure uninterrupted service to our customers while maintaining safety of our assets, employees and other stakeholders
- We are focused on distributing propane to ensure customers have fuel to heat and power their homes, businesses, facilities, job sites and vehicles
- Our Specialty Chemicals business is focused on supplying our customers with necessary products, including chemicals used to produce critical supplies to combat COVID-19, such as disinfectant, absorbent tissues, facemasks and disposable clothing

Investors

- Prudent cost reductions and reduced 2020 capital expenditures, resulting in a decrease of ~\$30 million in cash capital expenditures and ~\$30 million in operating expenses
- Strong balance sheet with leverage guidance range of 3.0x to 3.5 as at December 31, 2020
- Focus on acquisitions with attractive synergy opportunities and lower valuations

Business Resiliency

- Our propane distribution businesses enter the seasonally slower period of the year in Q2 and Q3 due to less heating demand
- At least 70% of our costs are variable in our businesses, allowing us to reduce expenses quickly in response to decreased demand
- Superior's products and services have been deemed essential and critical infrastructure in Canada, the U.S. and Chile
- Superior expects only modest decreases in propane volumes related to the impact of COVID-19 on our customers operating in industries classified as non-essential by governments, and broader economic risks
- Superior expects a decrease in hydrochloric acid and sodium chlorite volumes due to the impact from the lower price of oil and reduced drilling activity, as well as a modest decrease in sodium chlorate volumes due to a customer mill shutdown and to a lesser extent reduced demand in the coated paper segment

Q2 Highlights & Recent Developments



Corporate Development

- On July 13, 2020, Superior announced the closing of its previously announced US\$260M (approximately CAD\$350M) equity investment by an affiliate of Brookfield Asset Management Inc. through the purchase of newly created perpetual exchangeable Series 1 Preferred Stock
- On August 3, 2020, Superior acquired Champagne's Energy in Maine, for total consideration of CDN \$36.5 million

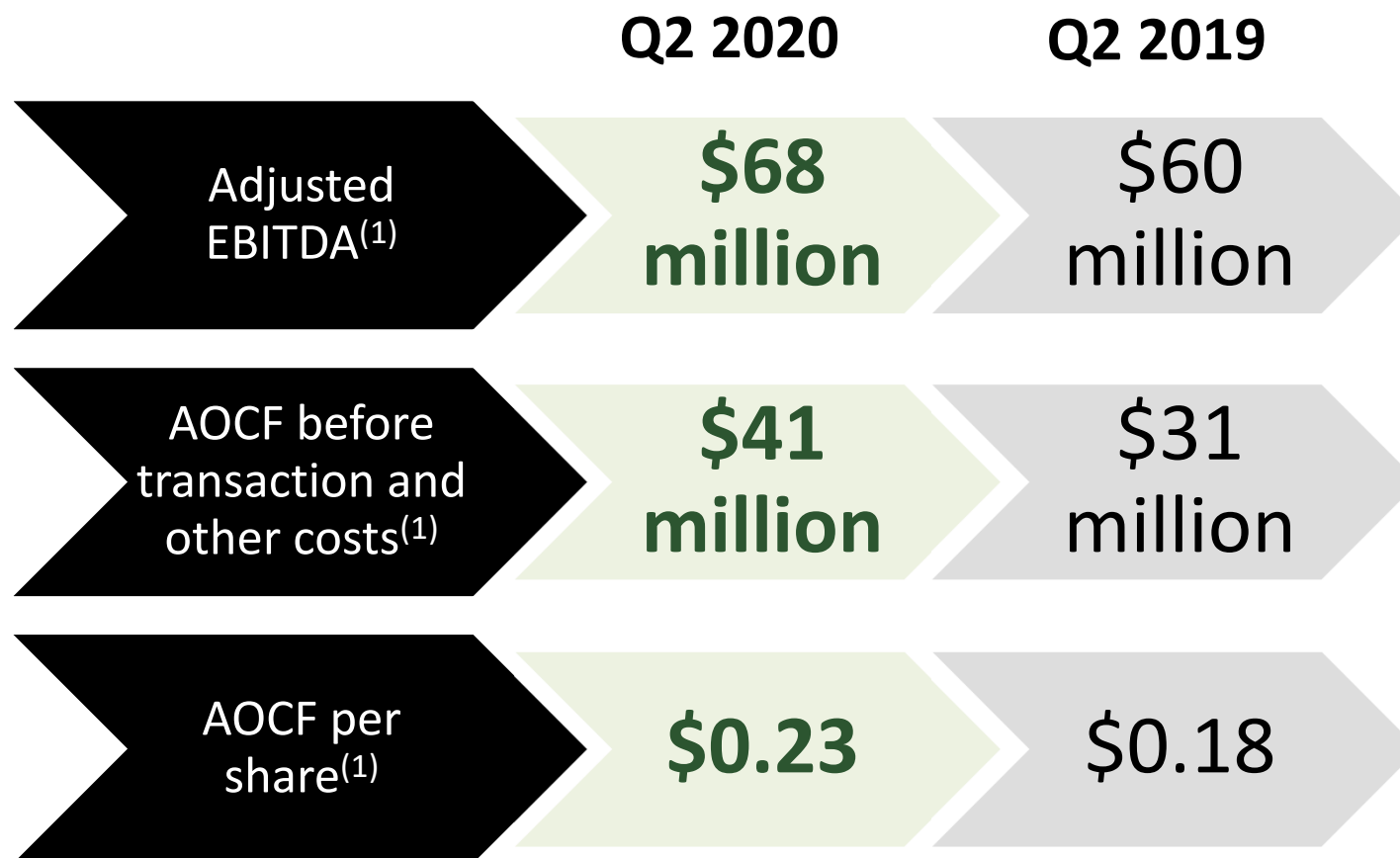
Synergies and Workforce Optimization

- U.S. Propane realized approximately US \$1.1 million in incremental synergies related to the NGL acquisition in Q2 2020
- Superior still expects to achieve US \$24 million of run-rate synergies related to the NGL Propane acquisition exiting 2020
- Superior has focused on workforce optimization and cost savings in 2020 resulting in reductions in operating expenses across all business segments.

Strong Financial Position

- Leverage guidance range reduced to long term target range of 3.0x to 3.5x
- Trailing twelve months (TTM) Dividend Payout Ratio of 41%
- No significant maturities until 2024

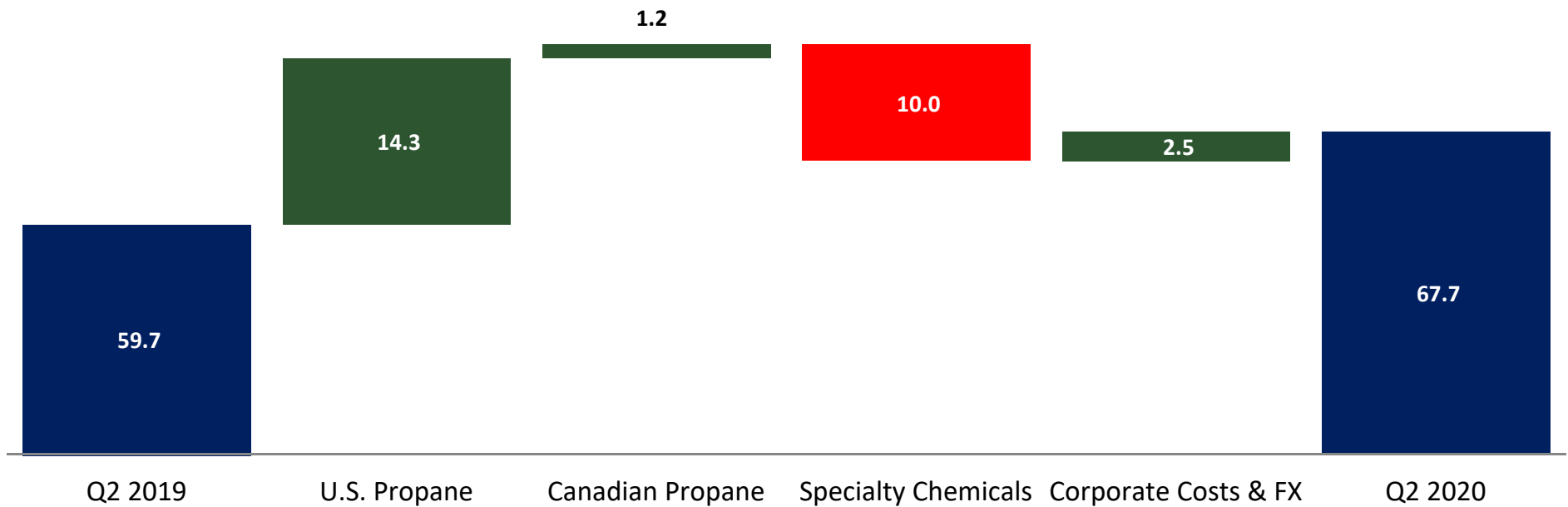
Q2 2020 and 2019 Results



(1) Per 2020 First Quarter MD&A ("MD&A"). See "Non-GAAP Financial Measures".

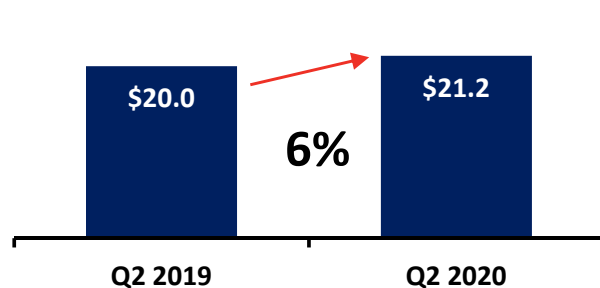
Q2 2020 vs. Q2 2019 – Adjusted EBITDA Bridge

Adjusted EBITDA (\$ millions)



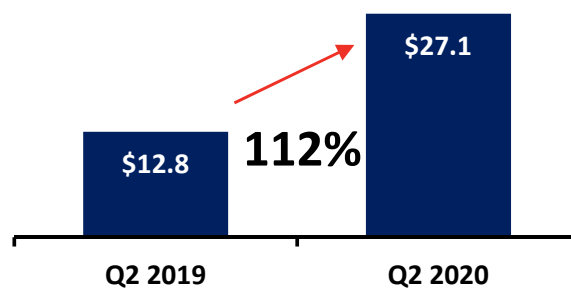
Q2 2020 Financial & Operational Performance

Second Quarter 2020 Results (millions)⁽¹⁾



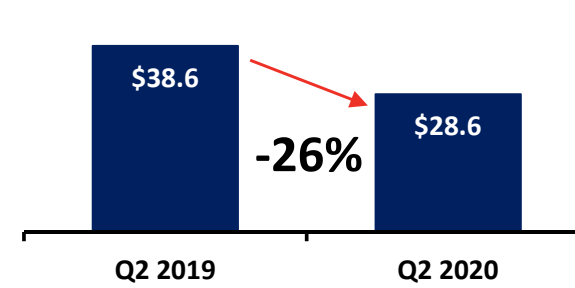
Canadian Propane

- EBITDA from Operations increased by \$1.2 million compared to the prior year quarter
- Effective margin management, customer mix and reduced costs
- Partially offset by lower sales volumes due to reduced demand in the wholesale, oilfield, commercial and motor fuels segments as well as modestly weaker market fundamentals



U.S. Propane

- EBITDA from Operations increased by \$14.3 million compared to the prior year quarter
- Colder weather than the prior year and the 5-year average
- Higher average unit margins, workforce optimization initiatives and incremental synergies, partially offset by lower commercial distillate sales volumes
- Realized incremental synergies of US \$1.1 million related to the NGL Propane acquisition and tuck-in acquisitions



Specialty Chemicals

- EBITDA from Operations decreased by \$10.0 million compared to the prior year quarter
- Lower sales volumes and average sales prices in chlor-alkali and lower sodium chlorate sales volumes
- Partially offset by lower power costs and higher sodium chlorate sales prices

(1) EBITDA from Operations based on Q2 2020 quarterly report. See "Non-GAAP Financial Measures".











2020 Adjusted EBITDA Guidance and Leverage

Based on management's evaluation of the anticipated impacts from the COVID-19 pandemic and reduced oil and gas drilling activity in North America, as well as the impact from the significantly warmer weather in the first quarter, Superior continues to expect 2020 Adjusted EBITDA to remain within the previously disclosed guidance range of \$475 million to \$515 million, albeit near the lower end of the range

Guidance	2020	2020 - Previous
Adjusted EBITDA Guidance ⁽¹⁾⁽²⁾	\$475MM - \$515MM	\$475MM - \$515MM
Total Debt to Adjusted EBITDA Leverage Ratio ⁽¹⁾⁽²⁾	3.0X – 3.5X	3.6X – 4.0X

- On June 8, 2020, Superior updated its previously communicated Total Debt to Adjusted EBITDA guidance to a range of 3.0x – 3.5x, which is consistent with Superior's long-term leverage range.

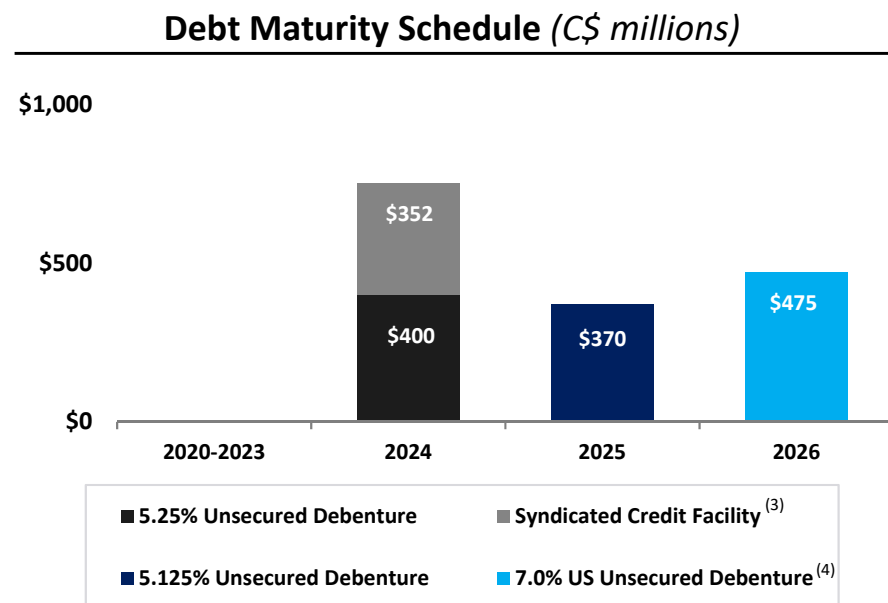
Potential Impacts to Adjusted EBITDA Guidance⁽¹⁾⁽²⁾

Potential Scenario	Directional Impact on Adjusted EBITDA ⁽¹⁾⁽²⁾
Warmer than normal weather in remainder of 2020	
Colder than normal weather in remainder of 2020	
Weaker caustic soda pricing in 2020	
Weaker HCl volumes and pricing in 2020	
Wholesale propane market fundamentals consistent with 2019	
Reduced oil and gas activity in Western Canada in 2020	
Increased oil and gas activity in Western Canada in 2020	
COVID-19 shutdown lasts for an extended period	
Faster than expected economic recovery	
Tuck-in acquisitions	

Debt Maturity Profile and Credit Ratings

Superior has a long-dated maturity profile with no material maturities until 2024

- Payout Ratio of 40 – 60%⁽¹⁾
 - TTM payout ratio was 41% as at June 30, 2020
- \$750 million credit facility matures in 2024 and can be expanded up to \$1,050 million
 - \$352 million was drawn on the credit facility as at June 30, 2020⁽²⁾
 - ~\$57 million was drawn on the credit facility following the close of the Brookfield transaction



Credit Rating Summary

	S&P		DBRS		Moody's	
	Rating	Outlook	Rating	Outlook	Rating	Outlook
Corporate Issuer Rating	BB-	Stable	BB (high)	Stable	Ba2	Stable
Senior Unsecured Debt	BB-	Stable	BB	Stable	Ba3	Stable

(1) See "Non-GAAP Financial Measures".

(2) The \$352 million drawn on the credit facility excludes \$40.3 million in letters of credit.

(3) Syndicated credit facility drawn as at June 30, 2020.

(4) 7% \$350 million US high yield debenture is converted to \$CAD at the USD/CAD exchange rate of 1.3576.



Superior Plus



Q&A

Superior Plus Corp.

TSX: SPB

Non-GAAP Financial Measures

Throughout the presentation, Superior has used the following terms that are not defined by GAAP, but are used by management to evaluate the performance of Superior and its businesses. Since non-GAAP financial measures do not have standardized meaning prescribed by GAAP and are therefore unlikely to be comparable to similar measures presented by other companies, securities regulations require that non-GAAP financial measures are clearly defined, qualified and reconciled to their nearest GAAP financial measures. Except as otherwise indicated, these Non-GAAP financial measures are calculated and disclosed on a consistent basis from period to period. Specific adjusting items may only be relevant in certain periods. The intent of non-GAAP financial measures is to provide additional useful information to investors and analysts and the measures do not have any standardized meaning under IFRS. The measures should not, therefore, be considered in isolation or used in substitute for measures of performance prepared in accordance with IFRS. Other issuers may calculate non-GAAP financial measures differently.

Investors should be cautioned that Adjusted EBITDA, EBITDA from operations and AOCF should not be construed as alternatives to net earnings, cash flow from operating activities or other measures of financial results determined in accordance with GAAP as an indicator of Superior's performance.

Superior Non-GAAP financial measures are identified and defined as follows:

Adjusted Operating Cash Flow before transaction and other costs per share ("AOCF")

AOCF is equal to cash flow from operating activities as defined by IFRS, adjusted for changes in non-cash working capital, other expenses, non-cash interest expense, current income taxes and finance costs. Superior may deduct or include additional items in its calculation of AOCF; these items would generally, but not necessarily, be items of a non-recurring nature. AOCF is the main performance measure used by management and investors to evaluate Superior's performance. AOCF represents cash flow generated by Superior that is available for, but not necessarily limited to, changes in working capital requirements, investing activities and financing activities of Superior. Please see the "Adjusted Operating Cash Flow Reconciled to Net Cash Flow from Operating Activities" section of Superior's Annual MD&A.

Adjusted EBITDA

For the purposes of this presentation Adjusted EBITDA represents earnings before taxes, depreciation, amortization, finance expense, and certain other non-cash expenses and transaction and other costs deemed to be non-recurring, and is used by Superior to assess its consolidated results and ability to service debt. The EBITDA of Superior's operating segments may be referred to as EBITDA from operations. Please see the "Reconciliation of Net Earnings before Income Taxes to Adjusted EBITDA" section of Superior's Annual MD&A.

EBITDA from operations

EBITDA from operations is defined as adjusted EBITDA excluding gains/(losses) on foreign currency hedging contracts, corporate costs and transaction and other costs. For purposes of this presentation, foreign currency hedging contract gains and losses are excluded from the results of the operating segments. EBITDA from Operations is used by Superior and investors to assess the results of its operating segments. Please see the "Reconciliation of Divisional Segmented Revenue, Cost of Sales and Cash Operating and Administrative Costs" section of Superior's Annual MD&A.

Senior Debt

Senior Debt includes total borrowing before deferred financing fees and vehicle lease obligations, and excludes the remaining lease obligations. Senior Debt is used by Superior to calculate its debt covenants and other credit information.

Senior Secured Debt

Senior Secured Debt includes total borrowing before deferred financing fees and vehicle lease obligations, and excludes the remaining lease obligations and senior unsecured debentures. Consolidated Secured Debt is used by Superior to calculate its debt covenants and other credit information.

Total Debt to Adjusted EBITDA Leverage Ratio and Pro Forma Adjusted EBITDA

Adjusted EBITDA for the Total Debt to Adjusted EBITDA leverage ratio is defined as Adjusted EBITDA calculated on a 12-month trailing basis giving pro forma effect to acquisitions and dispositions adjusted to the first day of the calculation period ("Pro Forma Adjusted EBITDA"). Pro Forma Adjusted EBITDA is used by Superior to calculate its Total Debt to Adjusted EBITDA leverage ratio.

To calculate the Total Debt to Adjusted EBITDA leverage ratio divide the sum of borrowings before deferred financing fees and lease liabilities by Pro Forma Adjusted EBITDA. Total Debt to Adjusted EBITDA leverage ratio is used by Superior and investors to assess its ability to service debt.

Payout Ratio

Payout ratio represents dividends paid as a percentage of AOCF before transaction and other costs less maintenance capital expenditures, CRA payments and capital lease repayments and is used by Superior to assess its financial results and leverage. Payout ratio is not a defined performance under GAAP. Superior's calculation of payout ratio may differ from similar calculations provided by comparable entities.

For additional information with respect to financial measures which have not been identified by GAAP, including reconciliations to the closest comparable GAAP measure, see Superior's Annual MD&A, available on SEDAR at www.sedar.com