



# Investor Update

---

March 1, 2023



TSX:SPB

***Positioning for a Low Carbon Future***

# Forward-Looking Statements and Information

This presentation contains information or statements that are or may be “forward-looking statements” within the meaning of applicable Canadian securities laws. When used in this press release, the words “may”, “will”, “should”, “expect”, “plan”, “anticipate”, “believe”, “estimate”, “predict”, “forecast”, “project”, “intend”, “target”, “potential”, “continue” or the negative of these terms or terminology of a similar nature as they relate to Superior or an affiliate/subsidiary of Superior are intended to identify forward-looking statements. Forward-looking statements in this press release include, without limitation, information and statements relating to: the completion and timing of the Acquisition; the New Credit Facility and the resulting increase in size of Superior’s senior credit facilities; Superior continuing to have ample available liquidities; anticipated future leverage; expected synergies; the attractiveness of the Acquisition from a financial perspective and expected accretion in various financial metrics; the strength, complementarity and compatibility of the Certarus business with Superior’s existing Energy Distribution business; continued growth in CNG, RNG and hydrogen demand; other anticipated benefits of the Acquisition and their impact on Superior’s delivery of its 2026 Superior Way Forward targets ahead of schedule; Superior’s and Certarus’ estimated 2023 and 2024 Adjusted EBITDA and Pro Forma Adjusted EBITDA guidance; Superior’s expected Total Net Debt to Adjusted EBITDA Leverage Ratio being approximately 3.8x at close; Superior’s long-term vision, future growth, results of operations, performance, business, prospects and opportunities; Superior’s business outlook, objectives, development, plans, growth strategies and other strategic priorities; Superior’s ability to maintain its dividend level at the current annualized rate of \$0.72 per Common Share and anticipated timing for the beginning of quarterly dividends; and statements relating to the Superior’s future growth, results of operations, and opportunities, the expected run-rate synergies to be realized and certain expected financial ratios and other statements that are not historical facts. Although Superior believes that the expectations and assumptions on which such forward-looking statements are based are reasonable, undue reliance should not be placed on the forward-looking statements since no assurance can be given that they will prove to be correct.

Forward-looking statements made by Superior are based on a number of assumptions believed by Superior to be reasonable as at the date of this news release or MD&As, as applicable, including assumptions about the satisfaction of all closing conditions within the anticipated timeframe; the expected timing of completion of the Acquisition; Superior’s ability to achieve synergies; Superior’s ability to attract and retain key employees in connection with the Acquisition; management’s estimates and expectations in relation to future economic and business conditions and other factors in relation to the Acquisition and resulting impact on growth and accretion in various financial metrics; the realization of the expected strategic, financial and other benefits of the Acquisition in the timeframe anticipated; the accuracy and completeness of public and other disclosure (including financial disclosure) by Certarus; the absence of significant undisclosed costs or liabilities associated with the Acquisition; and other factors discussed or referred to in the “Risk Factors” section of Superior’s MD&As, which are available under Superior’s profile on SEDAR at [www.sedar.com](http://www.sedar.com).

Superior cautions that the assumptions used to prepare Certarus’ estimated 2023 Adjusted EBITDA, Superior’s estimated pro forma Adjusted EBITDA and EBITDA from operations, Superior’s estimated 2024 Adjusted EBITDA, Certarus’ estimated 2024 Adjusted EBITDA, Superior’s estimated 2023 DCF per share, and Superior’s estimated 2024 EBITDA from operations could prove to be incorrect or inaccurate. Superior considered numerous economic and market assumptions regarding the foreign exchange rate, competition, and economic performance of each region where Superior and Certarus operate.

Should assumptions described above prove incorrect, Superior’s actual performance and results in future periods may differ materially from any projections of future performance or results expressed or implied by such forward-looking information. We caution readers not to place undue reliance on this information as a number of important factors could cause the actual results to differ materially from the beliefs, plans, objectives, expectations and anticipations, estimates and intentions expressed in such forward-looking information.

Forward-looking information is not a guarantee of future performance. By its very nature, forward-looking information involves inherent assumptions, risks and uncertainties, both general and specific, and risks that predictions, forecasts, projections and other forward-looking information will not be achieved, including risks relating to satisfaction of the conditions to, and completion of, the Acquisition risks relating to the operating and financial performance of the Energy Distribution business which are described in Superior’s management’s discussion and analysis for the year ended December 31, 2021 and in Superior’s annual information form for the fiscal year ended December 31, 2021.

# Superior Plus Propane Distribution Business Overview

Superior is an industry-leading  
North American low-carbon  
energy distribution company



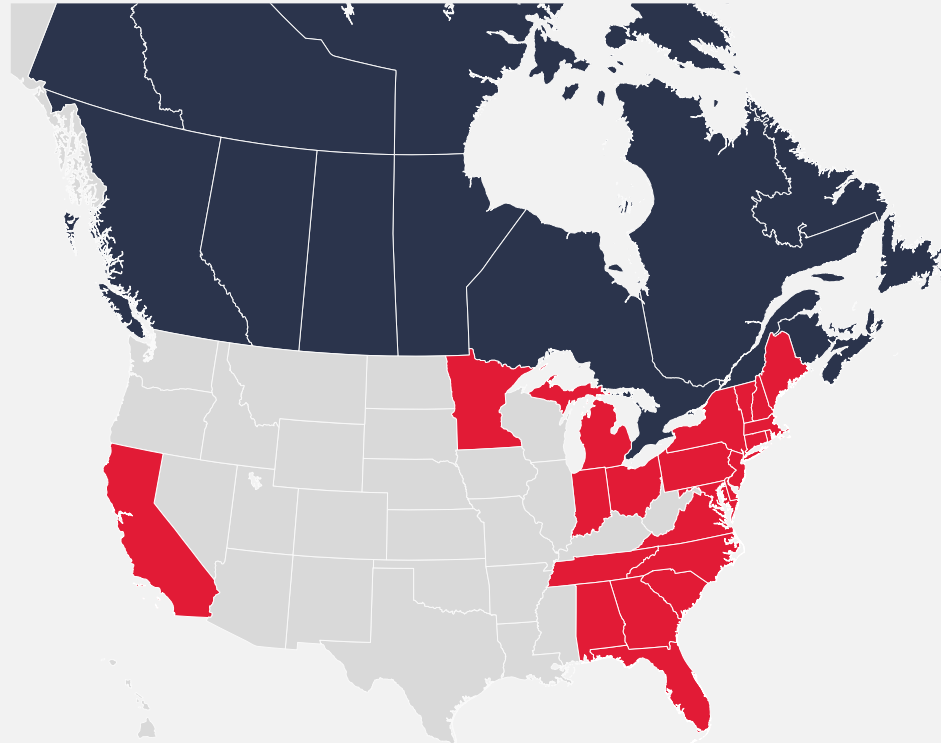
Leading propane  
distributor

- locations all across Canada



4<sup>th</sup> largest

- retail propane distributor in the U.S.  
and growing<sup>1</sup>



4.1 billion  
litres total

2.7 billion  
litres in U.S.

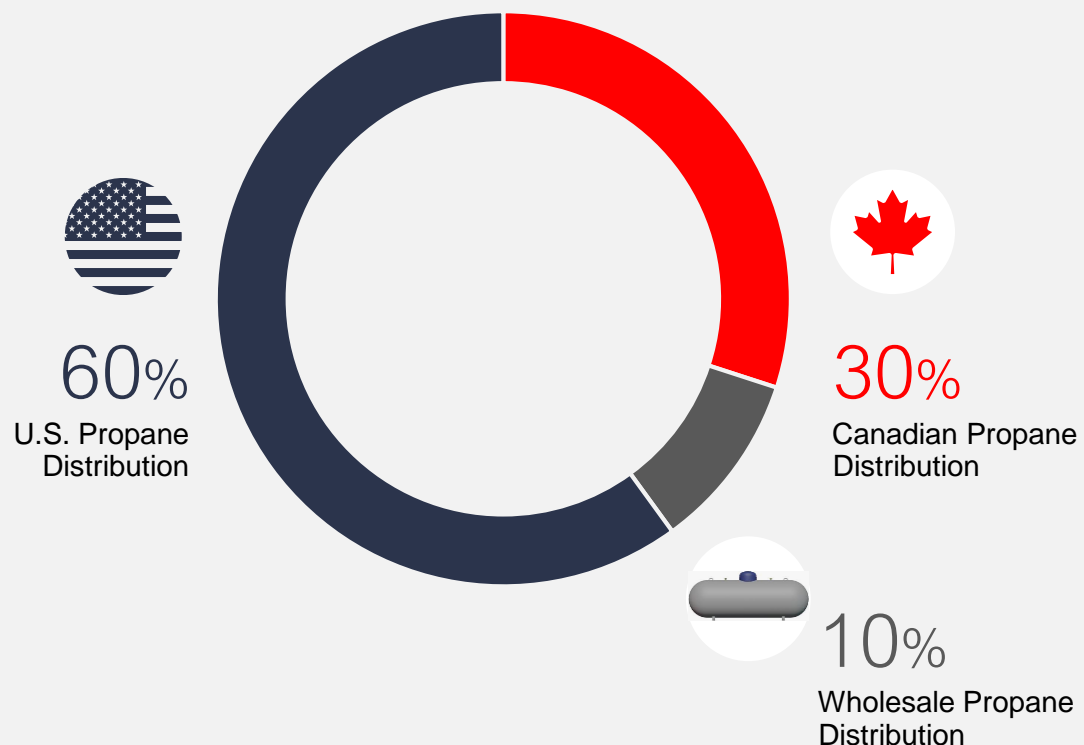
1.4 billion  
litres in Canada

~890,000  
customers

~4,200  
employees

# Superior Plus Financial Overview

EBITDA by Segment<sup>1</sup>



## 2023 Guidance

Pro Forma Adjusted EBITDA<sup>5</sup>

**\$585m – \$635m**

Market Capitalization <sup>2</sup>	\$2.2 billion
Enterprise value <sup>2</sup>	\$4.6 billion
Leverage Ratio <sup>3</sup>	4.1x
Adjusted EBITDA <sup>4</sup>	\$449.8 million

<sup>1</sup> Based on FY 2022 EBITDA from Operations. EBITDA from Operations is Non-GAAP Financial Measure; See "Non-GAAP Financial Measures".

<sup>2</sup> Closing share price as at February 24, 2023. Total Net Debt, including Total Debt and cash, as at December 31, 2022.

<sup>3</sup> Leverage is based on Net Debt to Adjusted EBITDA for the Twelve Months ended December 31, 2022. Leverage Ratio is a Non-GAAP ratio; See "Non-GAAP Financial Measures".

<sup>4</sup> Based on FY 2022 Adjusted EBITDA. Adjusted EBITDA includes corporate costs and realized gains or losses on foreign exchange hedging contracts. Adjusted EBITDA is a Non-GAAP Financial Measure; See "Non-GAAP Financial Measures".

<sup>5</sup> Pro Forma Adjusted EBITDA is a Non-GAAP Financial Measure; see "Non-GAAP Financial Measures" and "Forward-Looking Information".



# Recent Developments

- On December 22, 2022, Superior announced an agreement to acquire Certarus for \$1.05 billion
  - Adds complementary, high growth, low carbon fuels (CNG, RNG and hydrogen) to Superior's platform
  - Expected double-digit accretion to Superior's Distributable Cash Flow ("DCF")<sup>1</sup> per share in 2023
  - Expected to accelerate Superior's achievement of the \$700M to \$750M EBITDA from operations<sup>1</sup> target from 2026 to 2024
  - Acquisition funded through the issuance of Superior common shares to the shareholders of Certarus and expanded, committed long-term credit facilities
  - Certarus shareholders have approved the acquisition and U.S. regulatory approval received
- On February 16, 2023, Superior announced the appointment of Allan MacDonald as President and CEO
- Integration of Kamps and Quarles acquisitions are on plan with realized synergies expected in 2023
- In January 2023, Superior received proceeds from the sale of the ERCO promissory note of \$128 million
  - Sale of the note is immediately deleveraging
  - Proceeds for the promissory note received 3.5 years earlier than anticipated



# Acquisition of Certarus

---



# Transformative Acquisition of Certarus by Superior Plus

<b>Lower Carbon and Renewable Fuels Platform Established via Addition of CNG, RNG and Hydrogen</b>	<ul style="list-style-type: none"> <li>• CNG, RNG and hydrogen demand is growing rapidly as customers transition away from diesel and other distillates to lower emissions and carbon intensity               <ul style="list-style-type: none"> <li>– CNG enables immediate cost savings and significant emissions reduction relative to diesel; further emission reductions available to customers as they transition to RNG and hydrogen</li> <li>– Increasing need for over-the-road distribution alternatives as existing pipeline infrastructure is insufficient and increasingly difficult to build</li> </ul> </li> </ul>
<b>Provides Significant Immediate and Long-Term Value Creation and Financial Benefits</b>	<ul style="list-style-type: none"> <li>• Double-digit accretive to DCF per share<sup>1</sup> in 2023, while accelerating the organic growth profile of the business</li> </ul>
<b>Strong Financial Position Enabling Growth</b>	<ul style="list-style-type: none"> <li>• Strong pro forma financial position maintained, providing available liquidity to continue to grow the combined business               <ul style="list-style-type: none"> <li>– Pro forma leverage expected to be in targeted range of 3.5x to 4.0x<sup>2</sup> with substantial free cash flow to support continued de-levering</li> <li>– Superior expects to maintain its dividend level at the current annualized rate, with an improved pro forma payout ratio</li> </ul> </li> </ul>
<b>Superior Way Forward Targets Accelerated</b>	<ul style="list-style-type: none"> <li>• Superior now expects to achieve the Superior Way Forward EBITDA from Operations<sup>3</sup> target range of \$700 million to \$750 million by year-end 2024, a full two years ahead of Superior's previously estimated timing               <ul style="list-style-type: none"> <li>– Successful execution on \$1.9 billion of accretive acquisitions over the past 24 months</li> </ul> </li> </ul>
<b>Identical Focus on Safety, Customer Service and Reliability of Supply for its Customers</b>	<ul style="list-style-type: none"> <li>• The businesses share cultures focused on safely serving their customers and driving operating efficiencies               <ul style="list-style-type: none"> <li>– Highly complementary businesses between Superior and Certarus creates the opportunity for both companies to effectively cross-sell and distribute more product to existing and new customers</li> </ul> </li> </ul>

# Certarus: Premier Low Carbon Fuels Distributor in North America

**A North American Leader**  
A leader in on-road low carbon energy solutions in North America with largest fleet of Mobile Storage Units ("MSUs")

**Extensive Virtual Pipeline**  
Using MSUs to deliver low cost and low carbon intensity energy alternatives

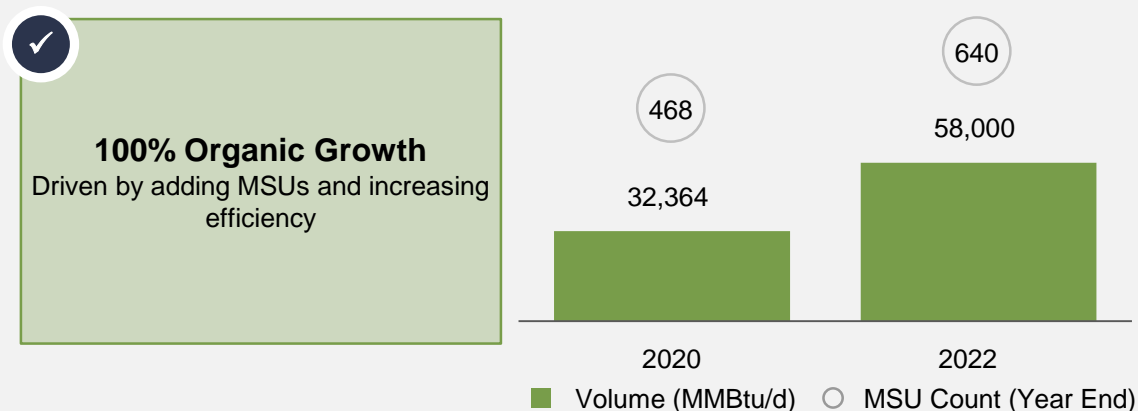
**250,000+ Loads**  
Delivered since inception

**Energy Security**  
Works with utility providers to supply gas as a dependable alternative for peak loads as well as planned and unplanned outages

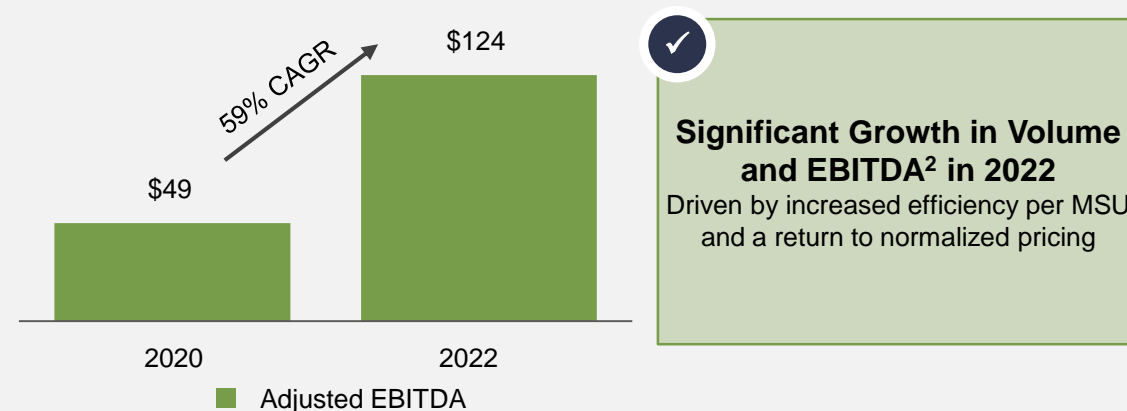
**Energy Transition Flexibility**  
Varying customer energy needs met since MSUs can be used interchangeably to transport CNG, RNG and hydrogen

**\$6.0 - \$8.0 Billion Total Addressable Market ("TAM")<sup>1</sup> and Growing**  
Certarus' 2022 revenue makes up 6% - 8% of TAM which is rapidly growing

**Volume and MSU Count** (MMBtu / day)



**Adjusted EBITDA<sup>2</sup>** (C\$ MM)



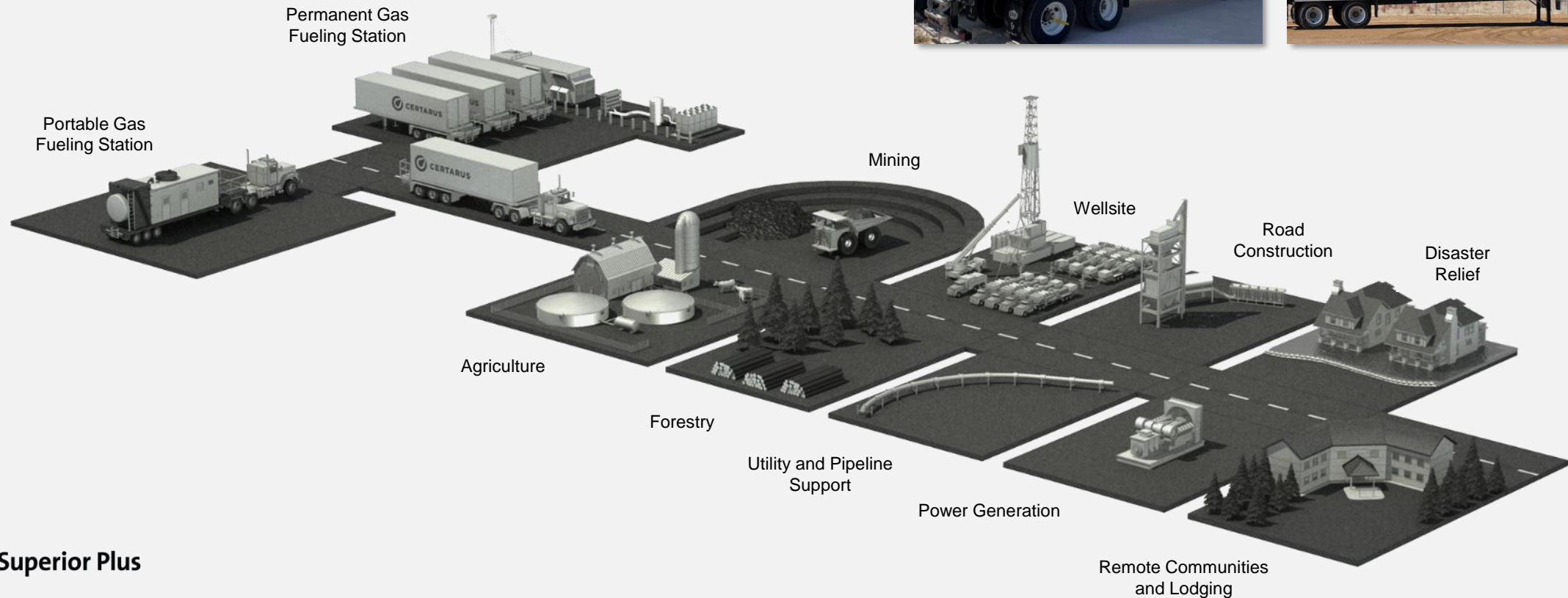
**Proven financial growth driven by superior ESG and economic proposition to its customers through cost savings and lower carbon intensity**



# Certarus: Virtual Pipeline Provides Optionality

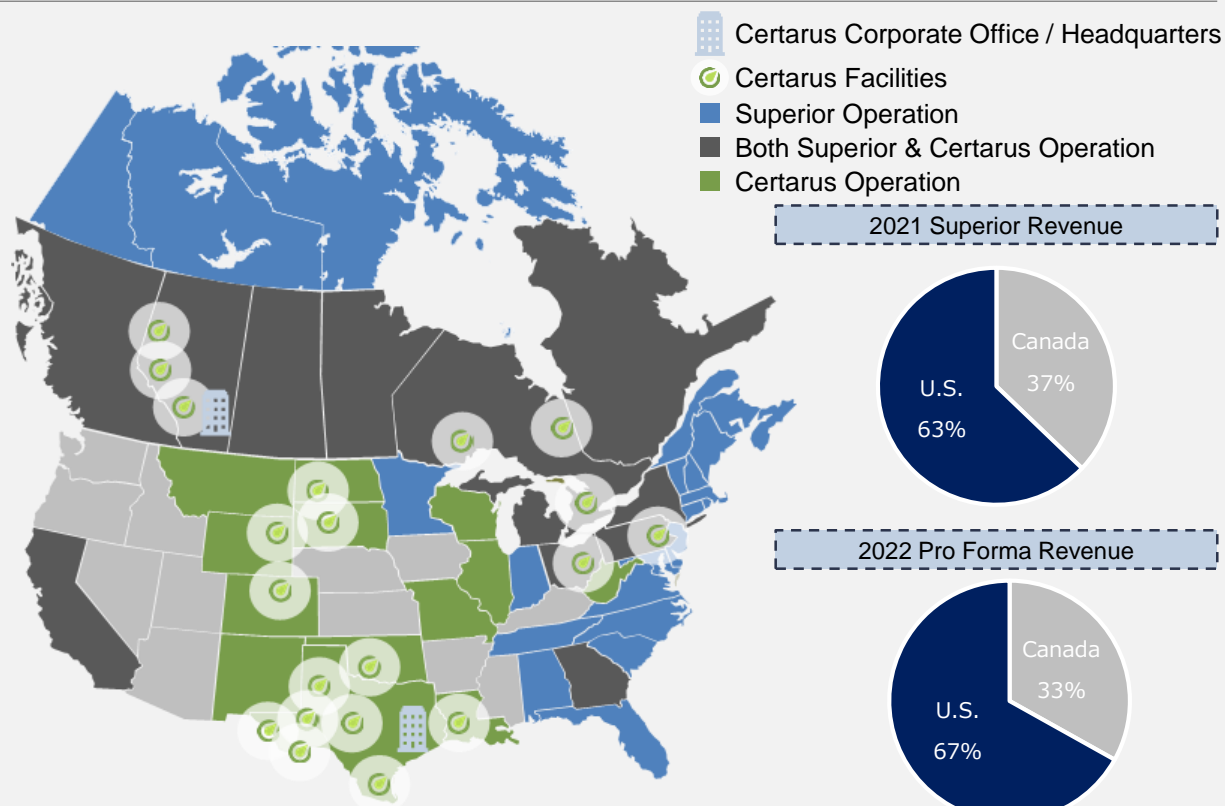
## Mobile Storage Units

- High capacity MSUs can also be left on-site for storage
- Ability to service various applications in remote areas
- Interchangeable between CNG, RNG and H<sub>2</sub>



# Positioning for a Lower Carbon Future

## Increasing Our Presence in the U.S.

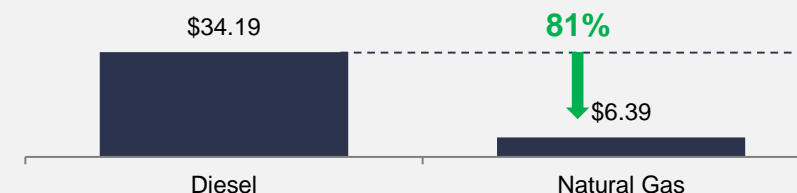


Low carbon fuels platform enables expansion into uncovered regions to win new business in a rapidly growing market

## Certarus Value Proposition: Lower Price and CI Score<sup>1</sup>

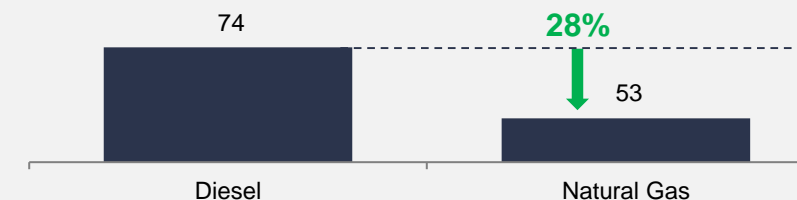
1 Significant opportunity to provide CNG to customers given attractive price over diesel

### Average 2022 Price<sup>2,3,4</sup> (US\$/MMBtu)



2 Lower carbon fuel solutions facilitate customers to achieve carbon reduction targets

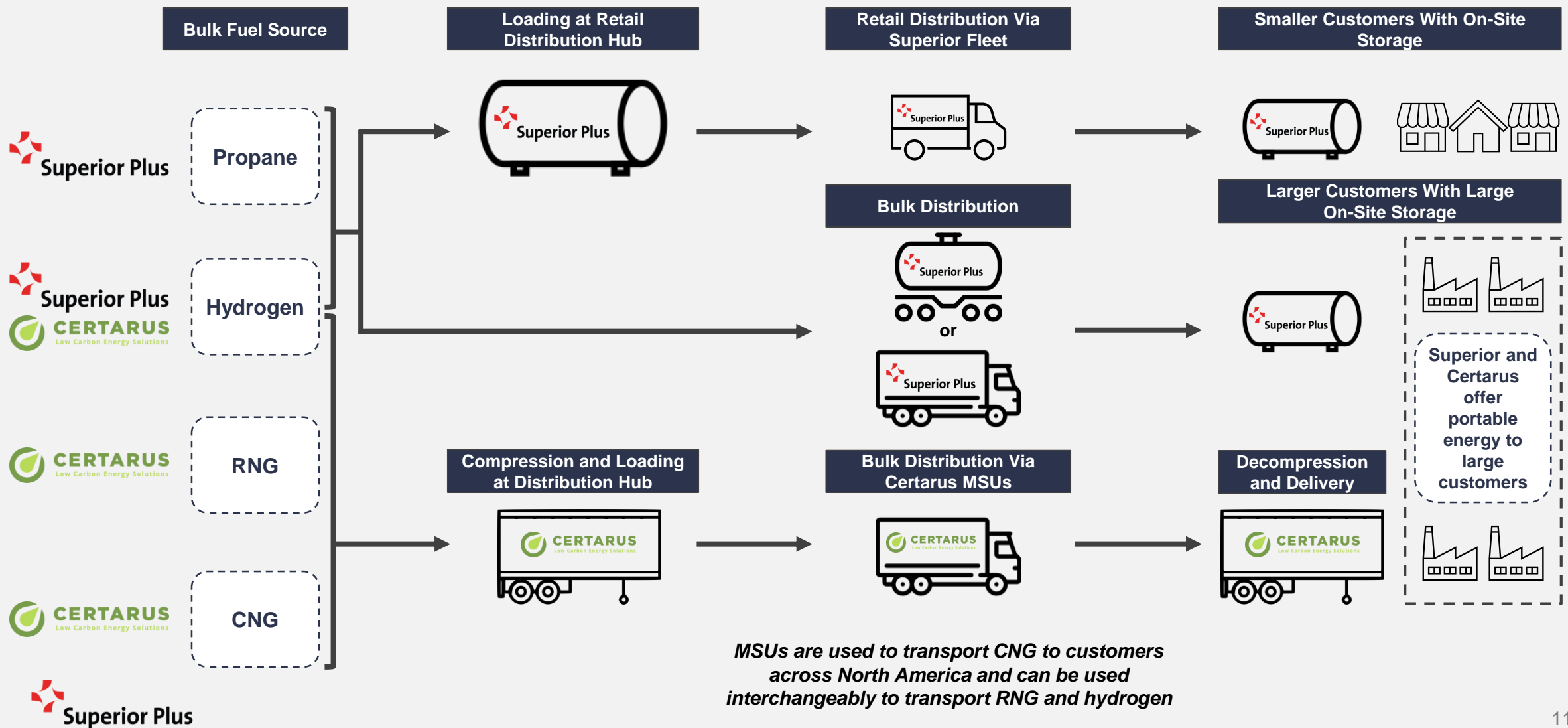
### Current CI Score<sup>1</sup>



Further decarbonization potential through RNG and hydrogen

<sup>4</sup> Average price as of December 2022.

# Highly Complementary Business Platform and Model



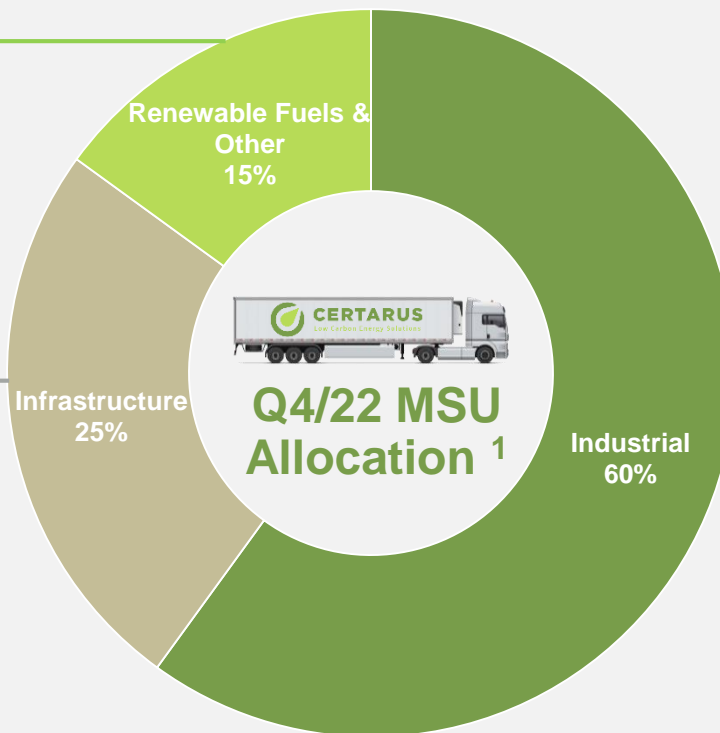
# Diversified End-Use Customer Segments



(renewable natural gas, hydrogen, helium, forestry, agriculture, asphalt & remote communities)



(power generation, utilities & pipeline support)



(well-site & mining)

Flexible asset base provides optionality and ability to serve varying customer energy needs across a variety of industries

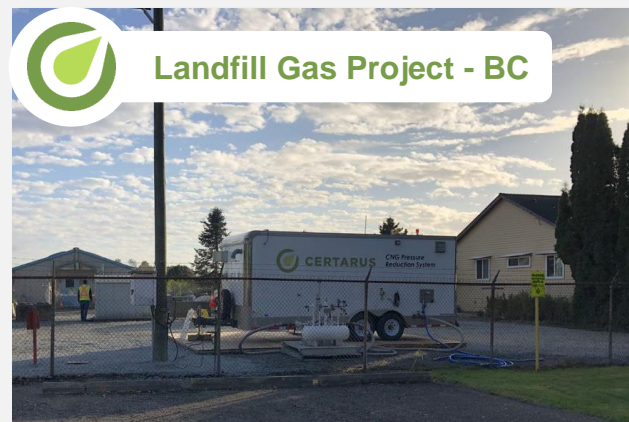


# Growth Area: Renewable Natural Gas



**Swine Project – Missouri**

*Injection site servicing four swine farms in northern Missouri*



**Landfill Gas Project - BC**

*LFG project in BC to test RNG feasibility*



**Dairy Project - Wisconsin**

*Dairy RNG project in Wisconsin*



**Dairy Project - California**

*Certarus MSU preparing to receive the first load of California RNG in Certarus' history*



**Dairy Project - Michigan**

*Recent announcement of first gas off dairy digester project in Western Michigan*



**Dairy Project and Injection Site – South Dakota**

*Four dairy farms in South Dakota to be injected at an RNG injection hub*

# Growth Area: Hydrogen



Partnered with Caterpillar to conduct a H<sub>2</sub> blending pilot project on natural gas-enabled engines



Partnership with Plug Power



Partnered with CP in the commissioning of its innovative H<sub>2</sub> Locomotive Program



Supporting Nikola with hydrogen for tractor testing



Delivering H<sub>2</sub> to power GM's Hydrotec fuel cell generator and charge a fleet of their new Cadillac Lyriq electric vehicles



Certarus' first liquid hydrogen MSU



Provided on-site H<sub>2</sub> delivery to support the gas turbine fuel blending test with Mitsubishi at Georgia Power's Plant



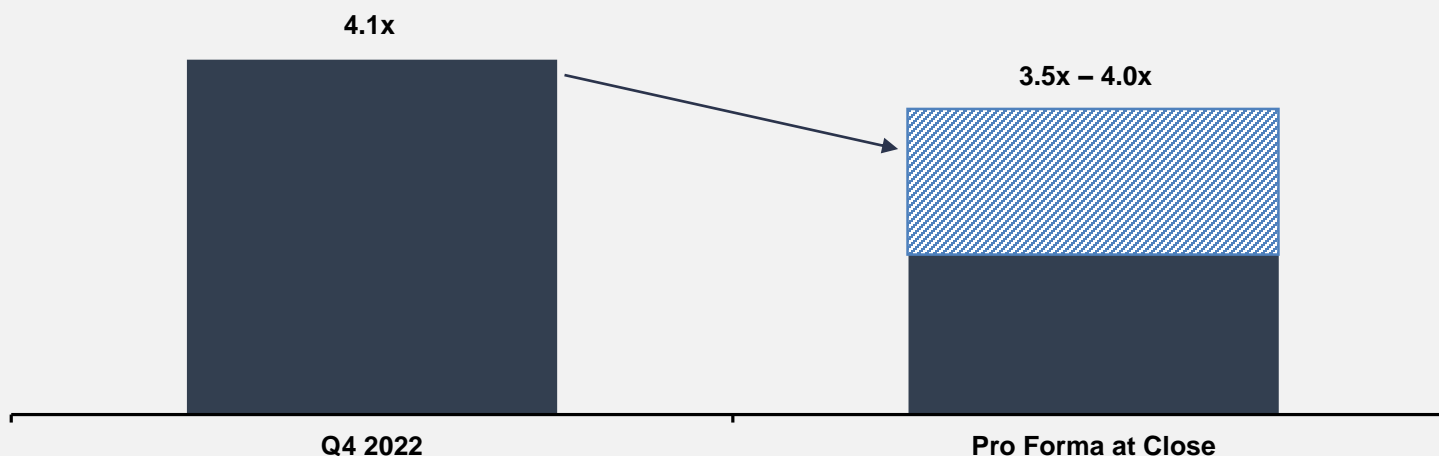
# Key Transaction Terms

Transaction Overview	<ul style="list-style-type: none"><li>• Superior has entered into an agreement to acquire 100% of the issued and outstanding equity interest of Certarus</li><li>• Total consideration of \$1.05 billion subject to customary closing adjustments<ul style="list-style-type: none"><li>– Total consideration less Certarus' net debt consists of \$353 million in cash and \$500 million in Superior common shares at \$10.25 representing 48.8 million shares</li></ul></li></ul>
Financing Structure	<ul style="list-style-type: none"><li>• The transaction is fully financed with a combination of debt and equity<ul style="list-style-type: none"><li>– The debt portion will be financed through Superior's incremental drawings from its new \$550 million senior secured credit facility (three-year term)</li><li>– The equity portion will be financed through equity issued to Certarus shareholders</li></ul></li></ul>
Accretion	<ul style="list-style-type: none"><li>• Expected to be double-digit accretive to 2023E DCF per share<sup>1</sup></li></ul>
Timing	<ul style="list-style-type: none"><li>• Unanimously approved by the Boards of Directors of both Superior and Certarus</li><li>• Certarus shareholders have voted in favour of the acquisition</li><li>• HSR waiting period expired in February 2023, and Canadian Competition clearance in progress</li><li>• Expected to close in H1 2023</li></ul>

# Long Term Funding Secured

- Strong financial position maintained via expanded committed credit facilities and common shares issued to Certarus shareholders, providing increased liquidity to continue to grow
- The expanded senior credit facilities will increase to \$1.3 billion from the current size of \$750 million via the addition of a new \$550 million senior secured credit facility with a three-year term
- Ample liquidity to execute on its planned organic and acquisition growth initiatives, while simultaneously reducing its leverage over time

## Acquisition & Pro Forma Leverage<sup>1</sup> (*Net Debt / LTM Adjusted EBITDA*<sup>2</sup>)



Pro forma leverage of 3.8x at close is within Superior's targeted leverage range of 3.5x - 4.0x

## Sources & Uses (C\$ MM)

Sources	Amount
Bank Debt & Leases <sup>3</sup>	\$550
Superior Equity Issuance	\$500
<b>Total Sources</b>	<b>\$1,050</b>

Uses	Amount
Acquisition of Shares	\$853
Assumed Debt <sup>3</sup>	\$196
<b>Total Uses</b>	<b>\$1,050</b>



# Certarus: Acquisition Benefits

- ✓ **Enabling the Energy Transition**
- ✓ **Supporting Insufficient Infrastructure Needs**
- ✓ **Saving Customers Money**
- ✓ **Flexible Asset Base Provides Optionality**
- ✓ **Proven and Profitable Organic Growth**
- ✓ **Long Runway of Growth on High Return Opportunities**



# Superior Updates

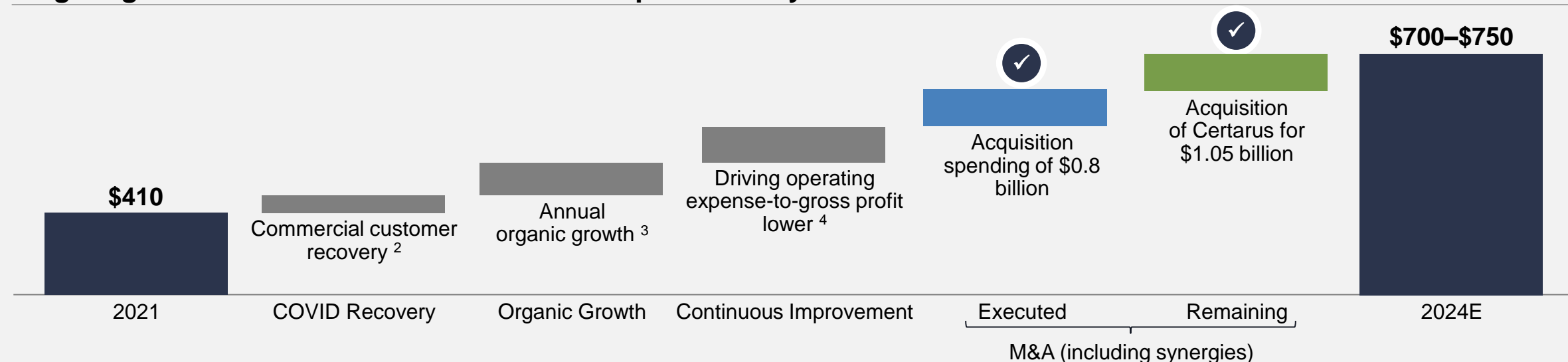
---



# Update on the Superior Way Forward

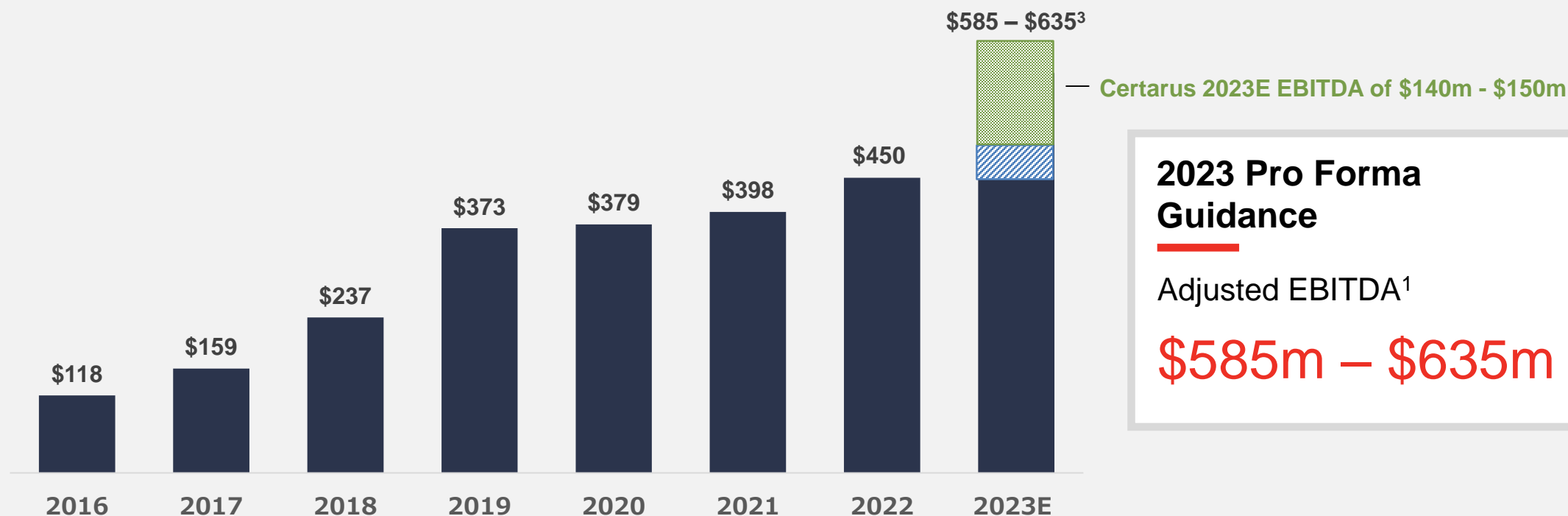
Best in Class Business	Superior Way Targets	Continued Growth
<p>✓ <b>Leaders in Mobile Energy Distribution</b> Leading on-road energy distribution platform including propane, CNG, RNG, and hydrogen</p>	<p>✓ <b>\$1.9 Billion Acquisitions Completed</b> Over the past 24 months</p>	<p>✓ <b>Enhanced Flexibility to Grow Organically or Through Acquisitions</b> Ability to deploy additional capital, while increasing low carbon product offerings to customers</p>
<p>✓ <b>Proven Management Team</b> Adds extensive operation experience and deep industry insight with acquisition</p>	<p>✓ <b>Significantly Ahead of EBITDA<sup>1</sup> Targets Timing</b> \$700 to \$750 million EBITDA from operations<sup>1</sup> targeted by 2024 year-end, a full two years ahead of previous estimated timing</p>	<p>✓ <b>Integrated and Scalable Business Model</b> Can be replicated by adding new hubs and MSUs, providing a significant, financially attractive and controllable organic growth option</p>

## Targeting \$700-\$750 Million of EBITDA From Operations by 2024E<sup>1</sup>



# Historical Results and 2023 Guidance

## Historical Adjusted EBITDA (\$m)<sup>1,2</sup>





# Strong Balance Sheet Provides Efficient Financing for Growth

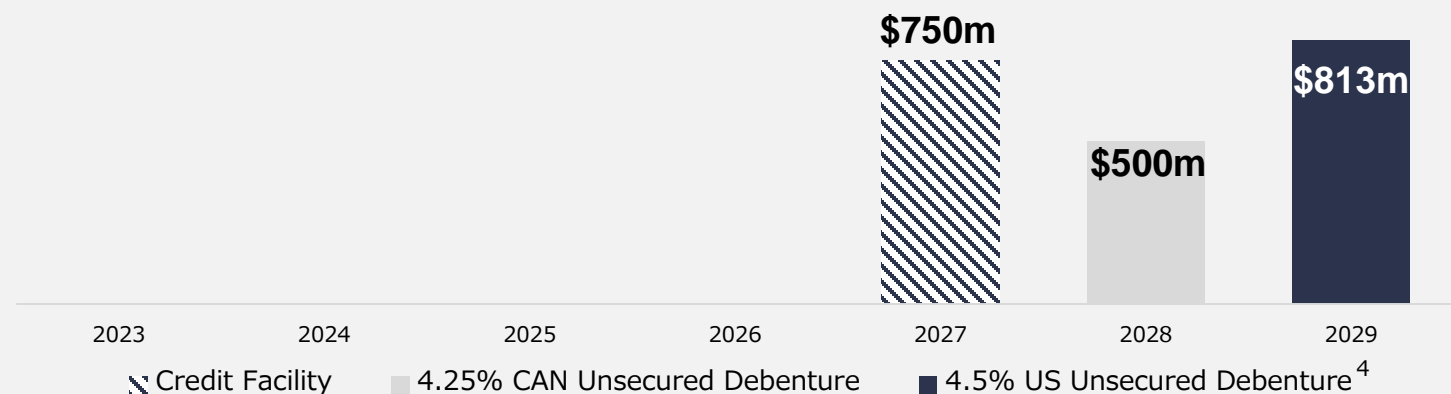
**\$750 million revolver**  
with \$290 million currently undrawn<sup>1</sup>

**Current leverage: 4.1x<sup>2</sup>**  
(Leverage target of 3.5x – 4.0x)

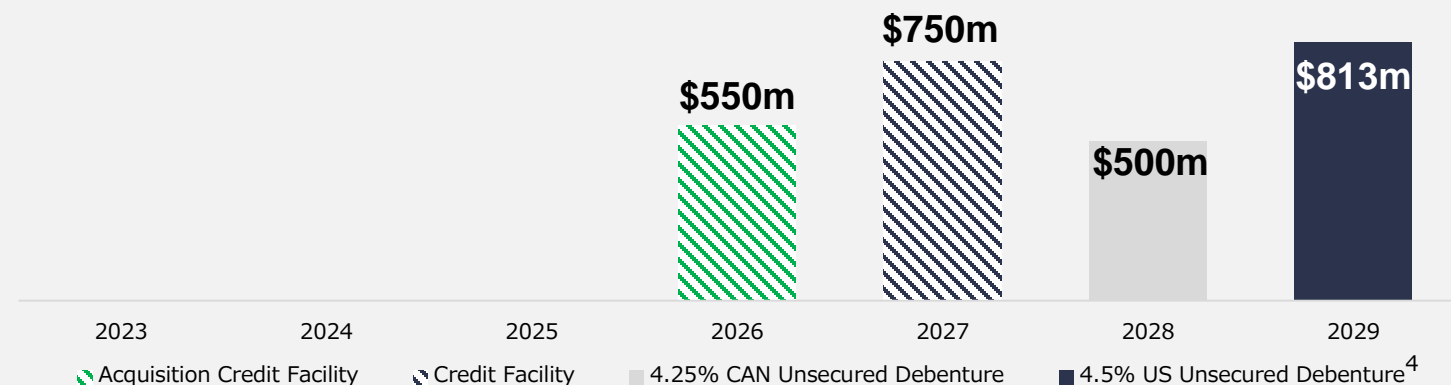
**Weighted average pre-tax cost  
of debt 4.7%<sup>3</sup>**

**Additional \$550 million sidecar  
revolver to provide increased  
liquidity**

Current Debt Maturity Schedule (C\$MM)



Pro Forma Debt Maturity Schedule (C\$MM)



<sup>1</sup> As at December 31, 2022 and adjusted for sale of ERCO Note.

<sup>2</sup> Leverage is based on Net Debt to Adjusted EBITDA for the Twelve Months ended December 31, 2022. Leverage Ratio is Non-GAAP ratio; See "Non-GAAP Financial Measures".

<sup>3</sup> Based on amount drawn on credit facility as at December 31, 2022.

<sup>4</sup> USD\$600M US Notes converted at 1.355 USD/CAD rate.

# 2022 ESG Highlights – Superior Plus Corp.

## Our Values



**Safety:** We make safety and wellness our top priority. We work to meet safety standards and regulations to protect our employees, customers, and the communities we serve.



**Customer Focus:** Our customers are the reason we are here. We continually strive to provide exceptional services and build positive relationships with both internal and external customers.



**People-centred:** People are our assets. We provide a respectful and fair environment that helps our employees to be their best and realize their full potential.



**Performance:** We operate with passion and discipline in order to be the best performing company in our industry. We value performance that is professional, innovative, and provides exceptional service both internally and externally.

## Benefits of Propane

Propane is an attractive energy source because it is cleaner, versatile and efficient. Studies have found that propane can emit up to 26% fewer GHGs than gasoline in vehicles, 38% fewer GHGs than heating oil in furnaces and half the carbon dioxide (CO<sub>2</sub>) emissions of a charcoal barbecue.

**26%**

fewer GHG emissions than gasoline in vehicles

**38%**

fewer GHG emissions than heating oil

### Environment

- Total Scope 1 (direct) and Scope 2 (indirect) emissions of **65,972** tonnes of carbon dioxide (tCO<sub>2</sub>)
- Scope 1 GHG intensity **22.25** tCO<sub>2</sub>/millions of litres
- Expanded our business into less carbon intensive and cleaner burning fuels such as green hydrogen and renewable dimethyl ether (rDME)
- **1,330** customer homes converted from heating oil to propane

### Indigenous Relationships


- Superior works with more than one third of First Nations, Inuit and Métis communities across Canada helping to reduce dependency on diesel fuel
- **17 million** litres of propane delivered to Indigenous communities and peoples in 2021
- **12** educational bursaries awarded to First Nations, Inuit and Métis students through our partnership with Indspire

### Diversity and Inclusion

- Strong safety culture with safety performance targets linked to compensation
- **22%** women on the Board
- **21%** women in executive officer positions
- **29%** visible minorities in executive officer positions
- Diversity training provided to employees including unconscious bias, reverse racism and linguistic diversity

### Community

- Over **\$470,000** contributed to not-for-profit organizations focused on community development, diversity and inclusion, health and wellness, and youth across our communities.



# ESG Highlights - Certarus

## Our Values



**Safety:** We are committed to the health and safety of all employees, contractors, clients and the public. No job is worth doing if it cannot be done safely.



**Customer Focus:** We never settle. We deliver low carbon solutions and provide best in class service to help our customers reduce costs, improve performance and minimize carbon emissions.



**Winning Team:** We surround ourselves with passionate and talented people. We believe that a diverse and inclusive culture leads to stronger teams and better solutions.



**Simplicity & Reliability:** We are guided by these principles in our ongoing pursuit of operational excellence. We are growing our business by leveraging technology and delivering exceptional results.

## Benefits of CNG, RNG and Hydrogen

CNG, RNG and hydrogen are attractive low carbon energy sources as they are cleaner, versatile and efficient. Studies have found that CNG can emit up to 28% fewer GHGs than diesel in power generation. RNG and hydrogen are significantly lower in carbon intensity as well.

**28%**

fewer GHG emissions than diesel in power generation

**50 BCF+**

cumulatively transported

### Environment

- Minimize waste by evaluating operations and enhancing efficiency
- Minimize fleet emissions
- Drive the adoption of clean natural gas as a fuel alternative to oil-based fuels
- Meet or exceed relevant environmental legislation

### Indigenous Relationships


- Recognizing the unique relationship Indigenous Peoples have with the land
- Focusing on collaboration and creating opportunities for respectful, transparent dialogue
- Adhering to our top tier Health & Safety practices
- Minimizing the impact our activities have on the environment

### Diversity and Inclusion

- Practicing inclusivity in all our business practices
- **38%** women on the Board
- **45%** women in senior leadership roles
- **34%** visible minorities company-wide
- We believe that a diverse and inclusive culture leads to stronger teams and better solutions

### Community

- Giving back to our local communities is an integral part of our culture
- We strive to be a responsible and engaged member of the community and we support a variety of organizations that align with our core values



# Questions?

---





# Non-GAAP Financial Measures

In this presentation, Superior has used the following terms (“Non-GAAP Financial Measures”) that are not defined by International Financial Reporting Standards (“IFRS”) but are used by management to evaluate the performance of Superior and its business: EBITDA from operations, Adjusted earnings before interest, taxes, depreciation and amortization (“Adjusted EBITDA”), Distributable Cash Flow (“DCF”) per share, Adjusted Operating Cash Flow (“AOCF”) per share and Total Net Debt to Adjusted EBITDA Leverage Ratio. These measures may also be used by investors, financial institutions and credit rating agencies to assess Superior’s performance and ability to service debt. Non-GAAP Financial Measures do not have standardized meanings prescribed by IFRS and are therefore unlikely to be comparable to similar measures presented by other companies. Securities regulations require that Non-GAAP Financial Measures are clearly defined, qualified and reconciled to their most comparable IFRS financial measures. Except as otherwise indicated, these Non-GAAP Financial Measures are calculated and disclosed on a consistent basis from period to period. Specific items may only be relevant in certain periods. See “Non-GAAP Financial Measures” in Superior’s most recent Management’s Discussion and Analysis (“MD&A”) for a discussion of Non-GAAP Financial Measures used by Superior and certain reconciliations to IFRS financial measures.

The intent of Non-GAAP Financial Measures is to provide additional useful information to investors and analysts, and the measures do not have any standardized meaning under IFRS. The measures should not, therefore, be considered in isolation or used in substitute for measures of performance prepared in accordance with IFRS. Other issuers may calculate Non-GAAP Financial Measures differently. Investors should be cautioned that Adjusted EBITDA should not be construed as an alternative to net earnings, cash flow from operating activities or other measures of financial results determined in accordance with GAAP as an indicator of Superior’s performance. Non-GAAP Financial Measures are identified and defined as follows:

## **EBITDA from operations**

EBITDA from operations represents earnings before interest, taxes, depreciation, amortization, losses (gains) on disposal of assets, finance expense, restructuring costs, transaction and other costs, and unrealized gains (losses) on derivative financial instruments. EBITDA from operations is used by Superior and certain investors to assess its consolidated results and ability to service debt. EBITDA from operations is reconciled to net earnings before income taxes.

## **Adjusted EBITDA**

Adjusted EBITDA represents earnings before interest, taxes, depreciation, amortization, losses (gains) on disposal of assets, finance expense, restructuring costs, transaction and other costs, and unrealized gains (losses) on derivative financial instruments, and is adjusted for corporate costs and realized gains or losses on foreign exchange hedging contracts. Adjusted EBITDA is used by Superior and certain investors to assess its consolidated results and ability to service debt. Adjusted EBITDA is reconciled to net earnings before income taxes.

## **Total Net Debt to Adjusted EBITDA Leverage Ratio and Pro Forma Adjusted EBITDA**

Adjusted EBITDA for the Total Net Debt to Adjusted EBITDA Leverage Ratio is defined as Adjusted EBITDA calculated on a 12-month trailing basis giving pro forma effect to acquisitions and dispositions adjusted to the first day of the calculation period (“Pro Forma Adjusted EBITDA”). Pro Forma Adjusted EBITDA is used by Superior to calculate its Total Net Debt to Adjusted EBITDA Leverage Ratio.

To calculate the Total Net Debt to Adjusted EBITDA Leverage Ratio divide the sum of borrowings before deferred financing fees and lease liabilities by Pro Forma Adjusted EBITDA. Total Net Debt to Adjusted EBITDA Leverage Ratio is used by Superior and certain investors to assess its ability to service debt.

# Non-GAAP Financial Measures – *Cont'd*

## **DCF and DCF per Share**

DCF is equal to cash flow from operating activities as defined by IFRS, adjusted for changes in non-cash working capital, other expenses, non-cash interest expense, current income taxes and finance costs, maintenance capital expenditures and principal payments on leases. Superior may deduct or include additional items in its calculation of DCF; these items would generally, but not necessarily, be related to acquiring businesses, integration activities, restructuring provisions and other costs associated with the acquisition and integration of businesses and could distort the analysis of trends in business performance. Excluding these items does not imply they are non-recurring. DCF and DCF per share are presented before and after transaction, restructuring and other costs.

DCF per share is calculated by dividing by the weighted average number of shares outstanding assuming the conversion of preferred shares into common shares.